

Maryland

Effects of Earnings on NCP Payment Compliance

Full-Time Minimum Wage or Less

\$18,200 or Less

\$5,816

Actual Median Annual Earnings

91%

are men

74%

are African American

37 years

was the average age

47%

received Food Supplement benefits

2 child support cases

2 children

35% were associated with a TCA case

\$4,529 was due in one year (average)

45%

Percent of current support collected

90%

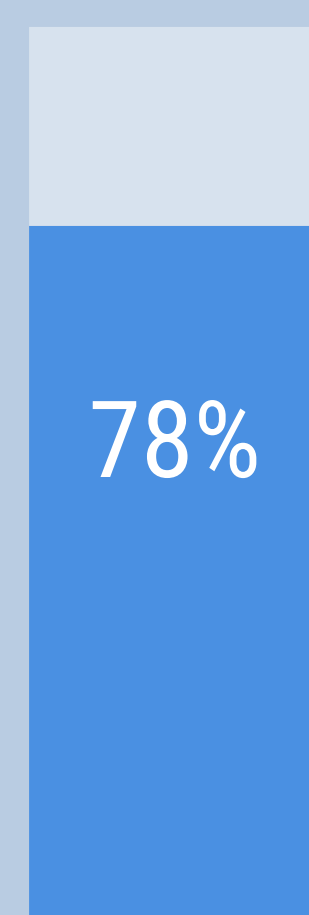
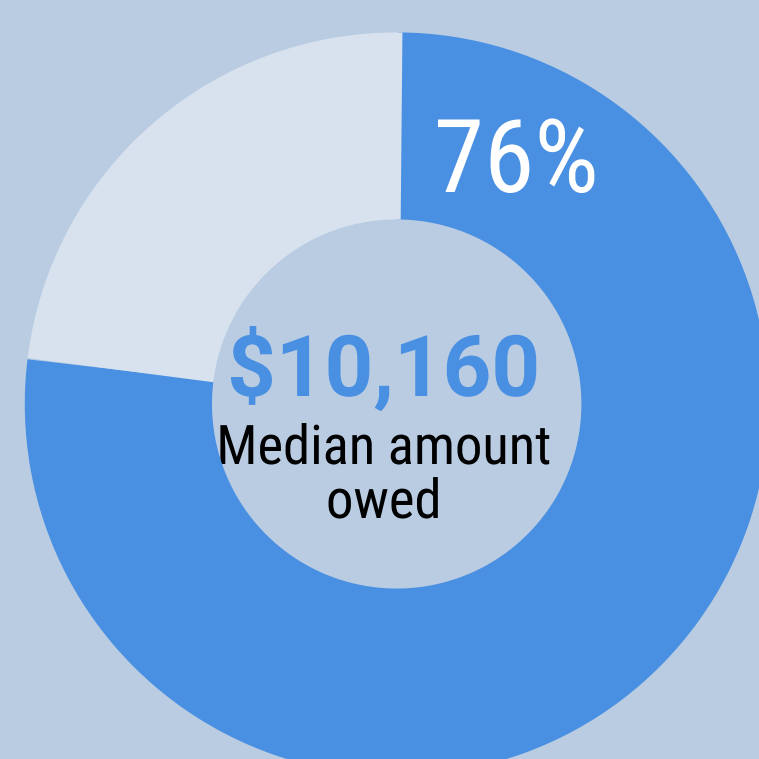
Percent of NCPs with a payment

NCPs were ordered to pay **three fifths** of their earnings to current support



They paid **three tenths** of their earnings to current support

Three quarters of NCPs owed arrears



Three quarters made an arrears payment

Maryland Living Wage or More

\$30,410 or more

\$50,127

Actual Median Annual Earnings

96%

are men

61%

are African American

42 years

was the average age

5%

received Food Supplement benefits

1 child support case

2 children

15% were associated with a TCA case

\$7,542 was due in one year (average)

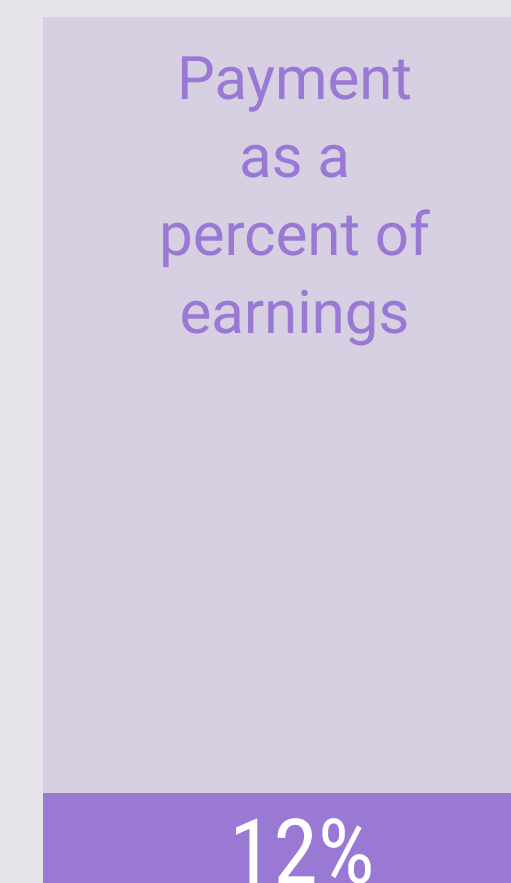
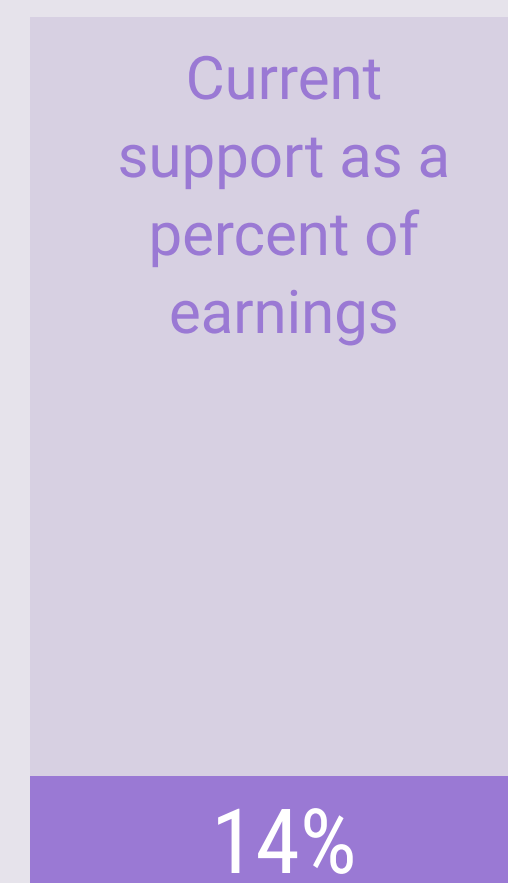
90%

Percent of current support collected

99%

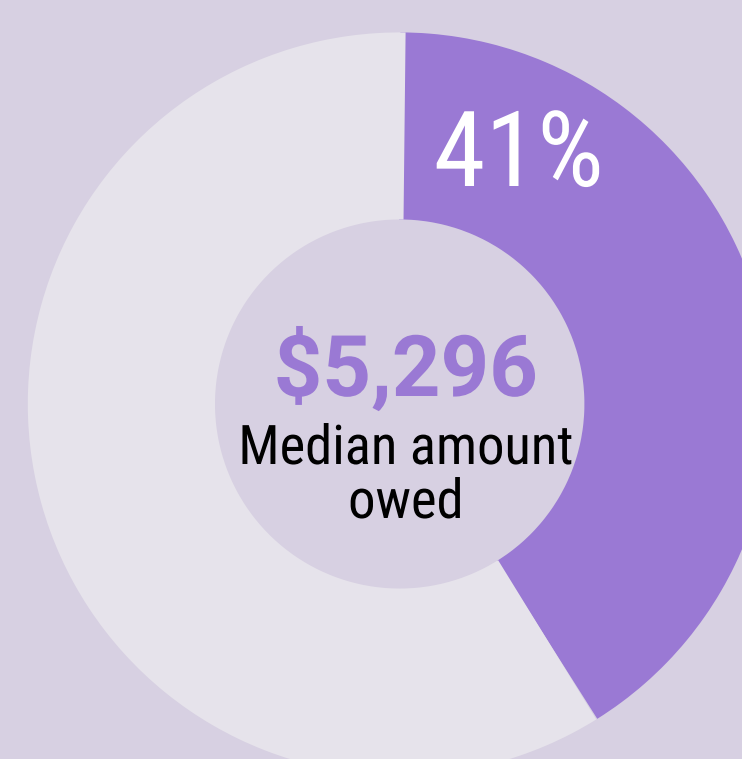
Percent of NCPs with a payment

NCPs were ordered to pay **over one tenth** of their earnings to current support



They paid **one tenth** of their earnings to current support

Two in five NCPs owed arrears



Nine in 10 made an arrears payment

Data are based on a sample of 7,487 noncustodial parents (NCPs) who had an active child support case in July 2017 and were employed in a job covered in Maryland by Unemployment Insurance between July 2016 and June 2017.

Full-time minimum wage is based on the prevailing minimum in 2017 (\$8.75 per hour; \$18,200 annually). Maryland living wage is based on market-rate costs of basic necessities (\$30,410 annually) (<http://livingwage.mit.edu/states/24>).

Carroll County

2017 Snapshot of Noncustodial Parents

2,565

NCPs with a Case

2%

of the July 2017 Caseload

87%

are men

80%

are Caucasian

40 years

was the average age

24%

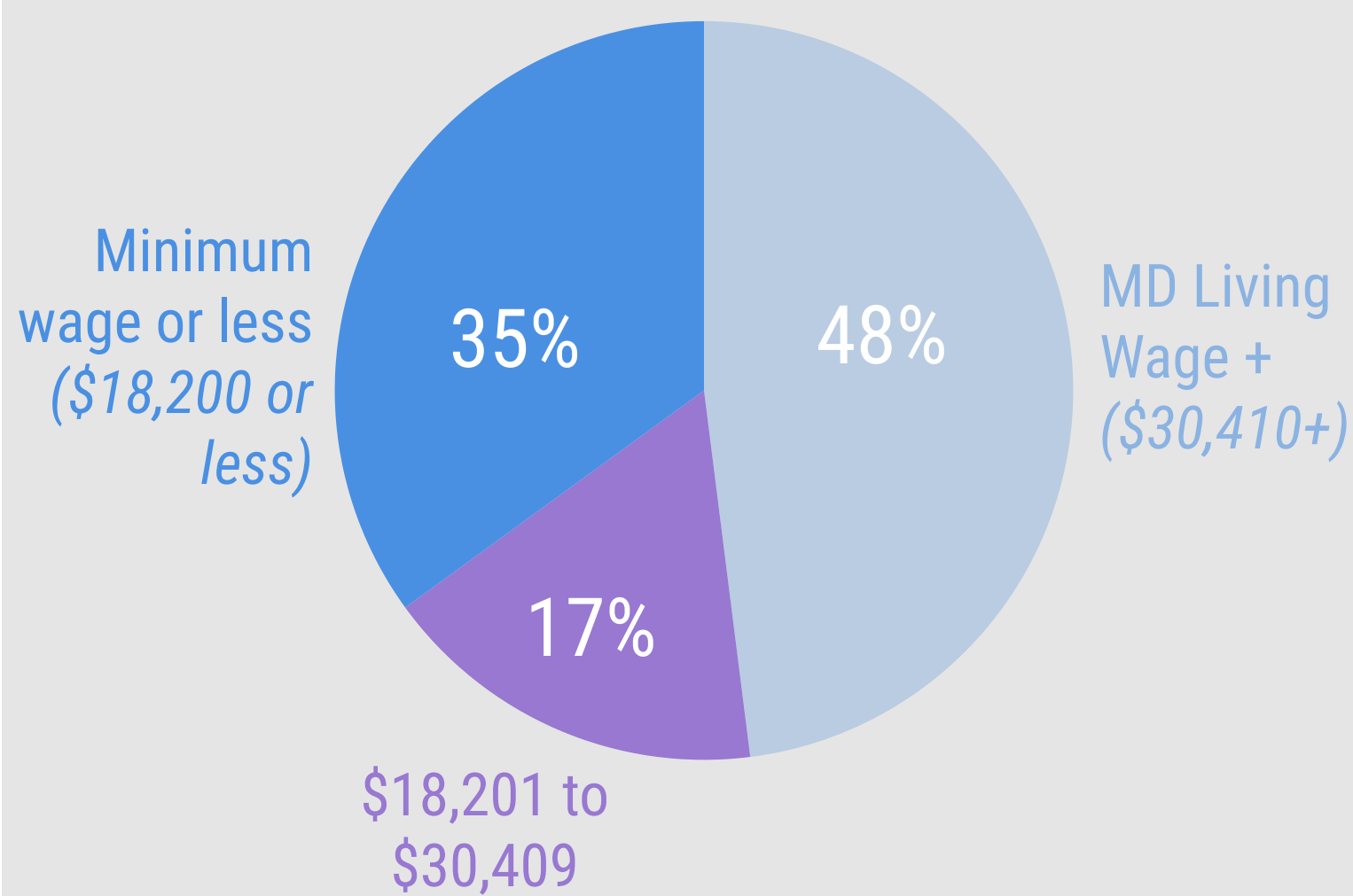
received Food Supplement benefits

1 child support case

1 child

22% were associated with a TCA case

53% of NCPs were employed and earned a median of **\$28,848**.¹ One third earned the full-time minimum wage, while half earned the Maryland living wage.²



77% of NCPs had a current support order, owing an average of **\$5,622** in one year

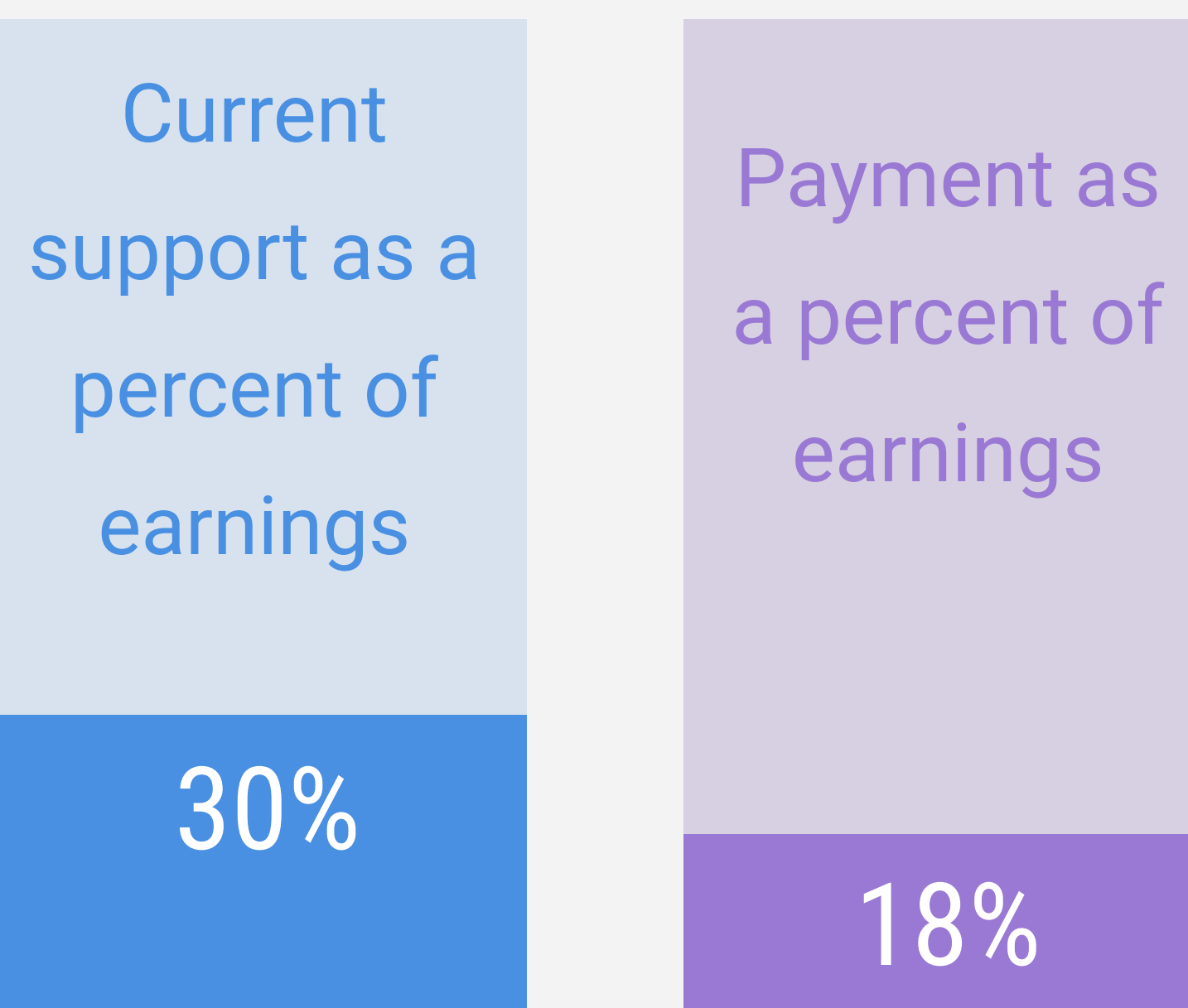
72%

Percent of current support collected

89%

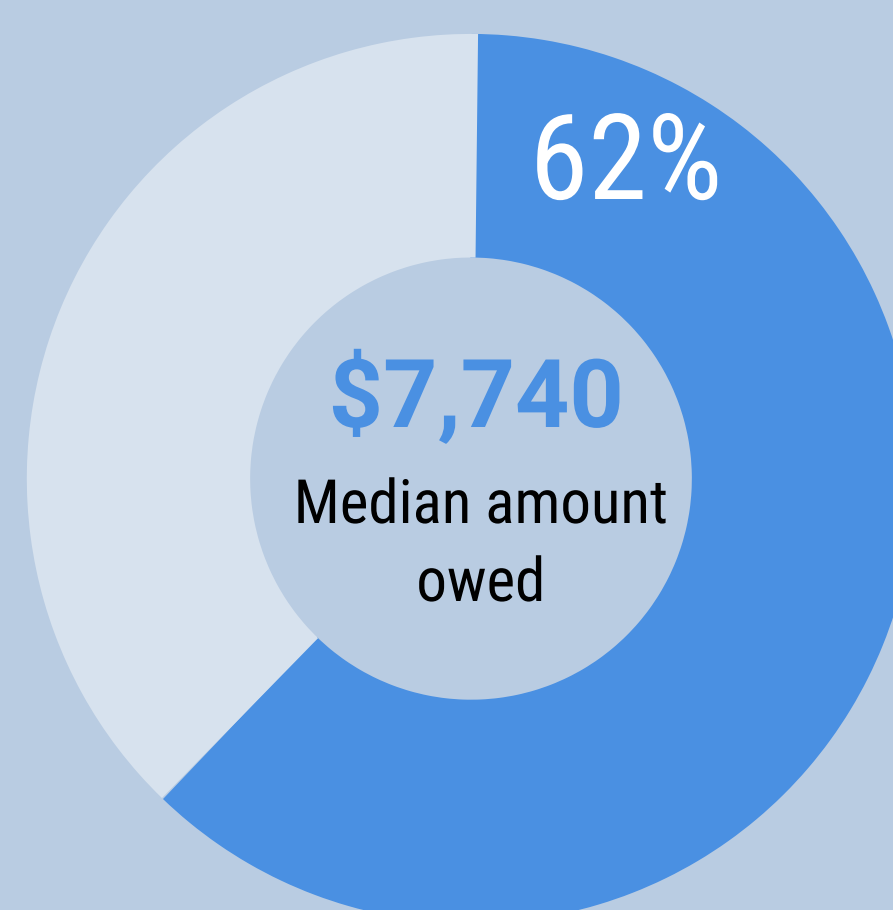
Percent of NCPs with a payment

NCPs were ordered to pay **three tenths** of their earnings to current support



They paid **one fifth** of their earnings to current support

Three fifths of NCPs owed arrears



Three quarters made an arrears payment

73%

Carroll County

Effects of Earnings on NCP Payment Compliance

Full-Time Minimum Wage or Less

\$18,200 or Less

\$5,826

Actual Median Annual Earnings

81%

are men

74%

are Caucasian

37 years

was the average age

47%

received Food Supplement benefits

1 child support case

2 children

33% were associated with a TCA case

\$4,180 was due in one year (average)

43%

Percent of current support collected

92%

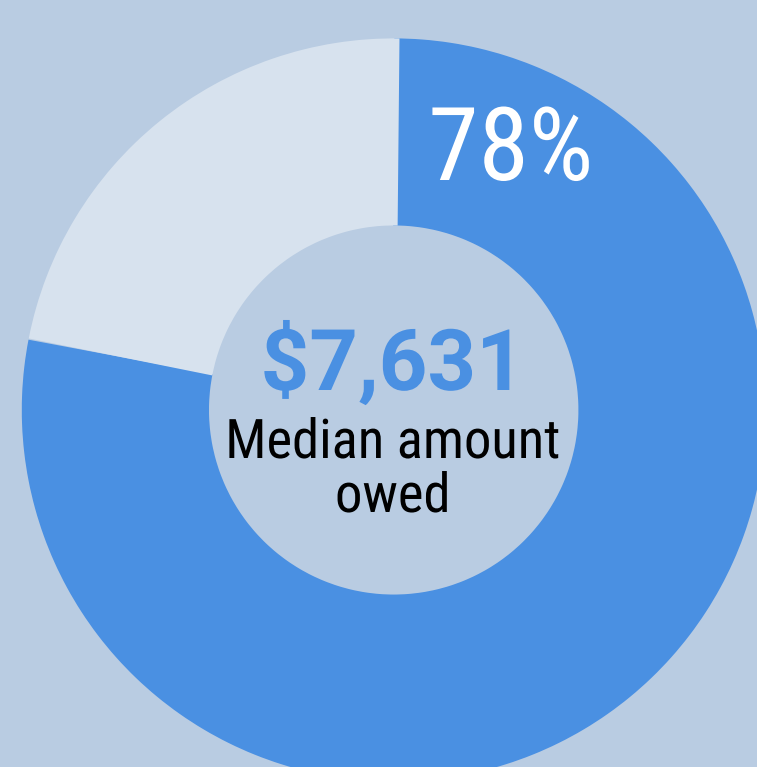
Percent of NCPs with a payment

NCPs were ordered to pay **three fifths** of their earnings to current support



They paid **three tenths** of their earnings to current support

Three quarters of NCPs owed arrears



75%

Three quarters made an arrears payment

Maryland Living Wage or More

\$30,410 or more

\$54,628

Actual Median Annual Earnings

95%

are men

86%

are Caucasian

41 years

was the average age

6%

received Food Supplement benefits

1 child support case

1 child

8% were associated with a TCA case

\$7,178 was due in one year (average)

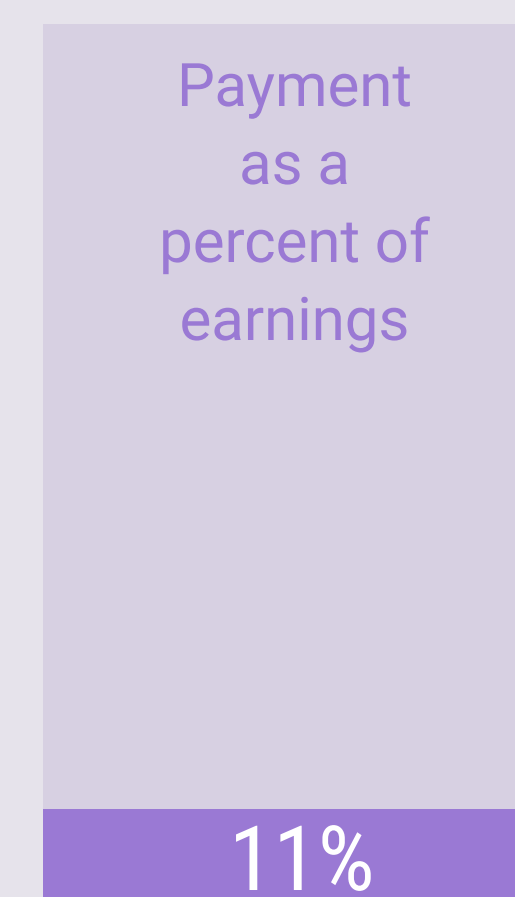
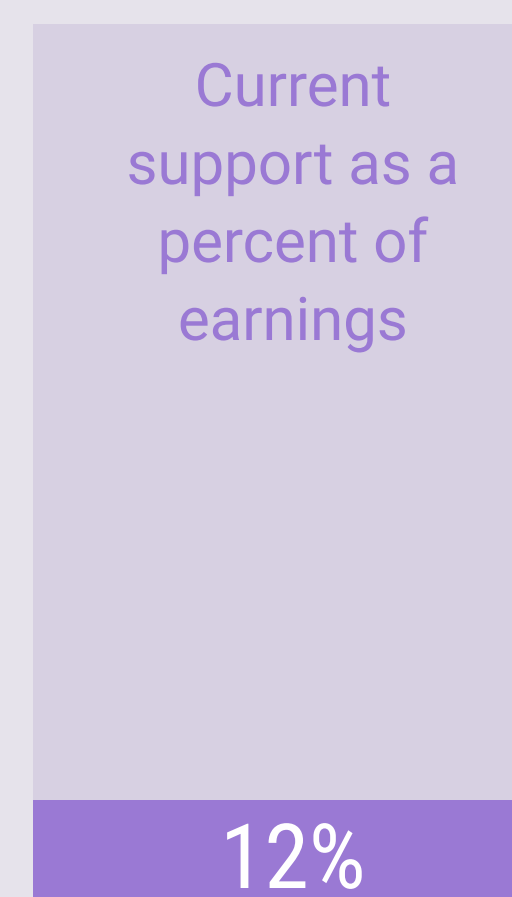
95%

Percent of current support collected

99%

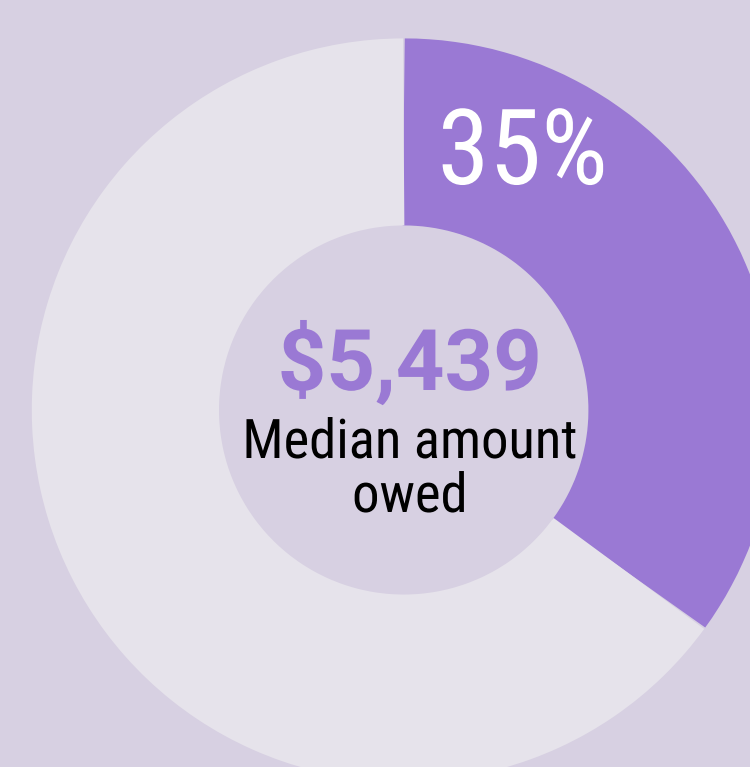
Percent of NCPs with a payment

NCPs were ordered to pay **one tenth** of their earnings to current support



They paid **one tenth** of their earnings to current support

One third of NCPs owed arrears



88%

Nine in 10 made an arrears payment

Data are based on a sample of 329 noncustodial parents (NCPs) who had an active child support case in July 2017 and were employed in a job covered in Maryland by Unemployment Insurance between July 2016 and June 2017.

Full-time minimum wage is based on the prevailing minimum in 2017 (\$8.75 per hour; \$18,200 annually). Maryland living wage is based on market-rate costs of basic necessities (\$30,410 annually) (<http://livingwage.mit.edu/states/24>).